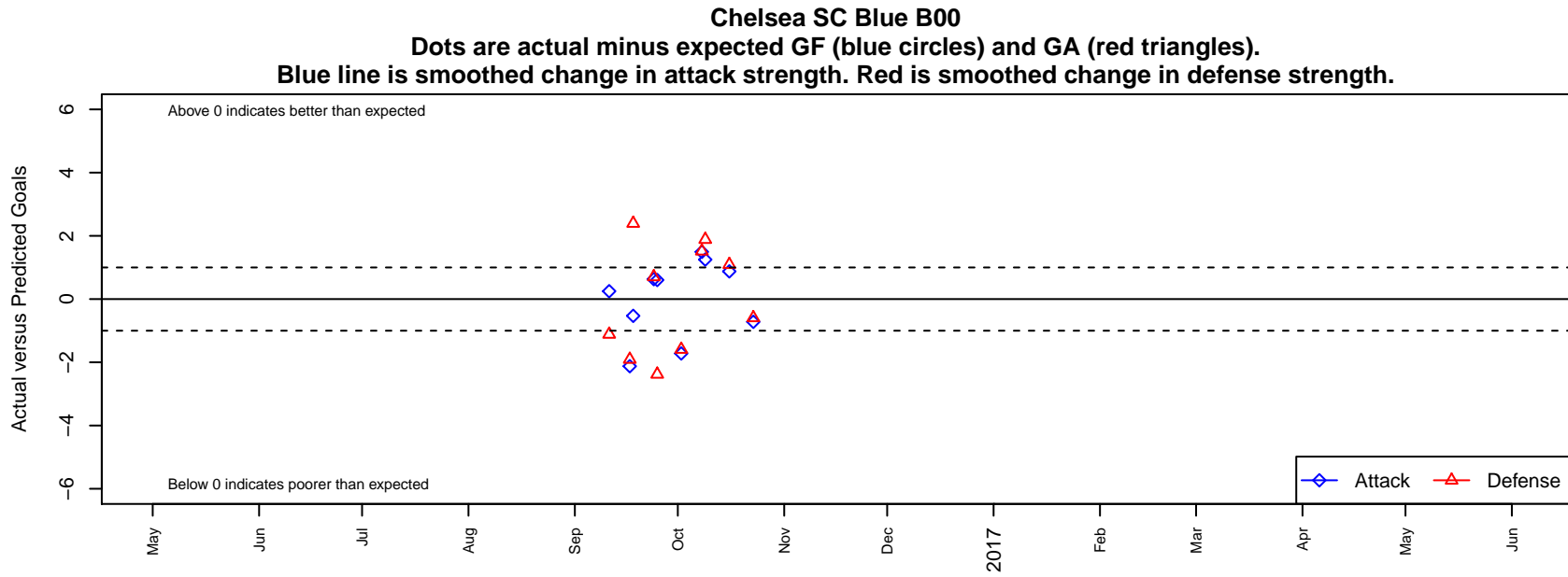


Chelsea SC Blue B00

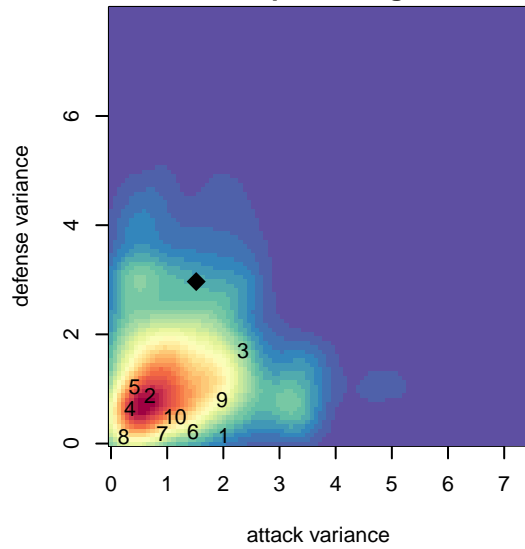
, CAS
B00 total strength=1559
attack=31.49 defense=6.11
fall league = SCDL FI1 U17

alt names used:
Chelsea SC B00 Blue

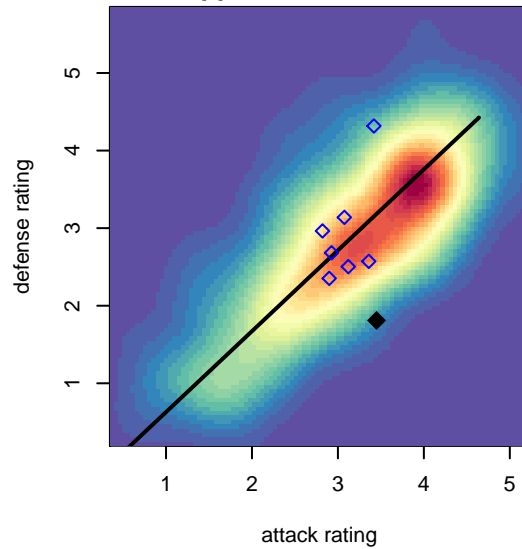
Venues played:
2016 SCDL FI1 U17



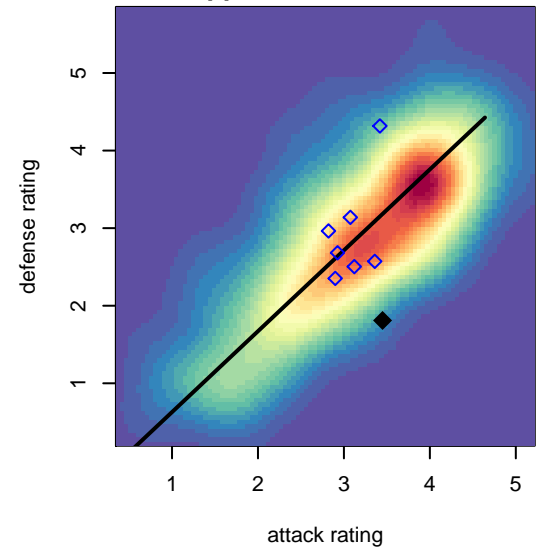
**attack and defense variance (black dot)
relative to other teams
and top 10 in region**



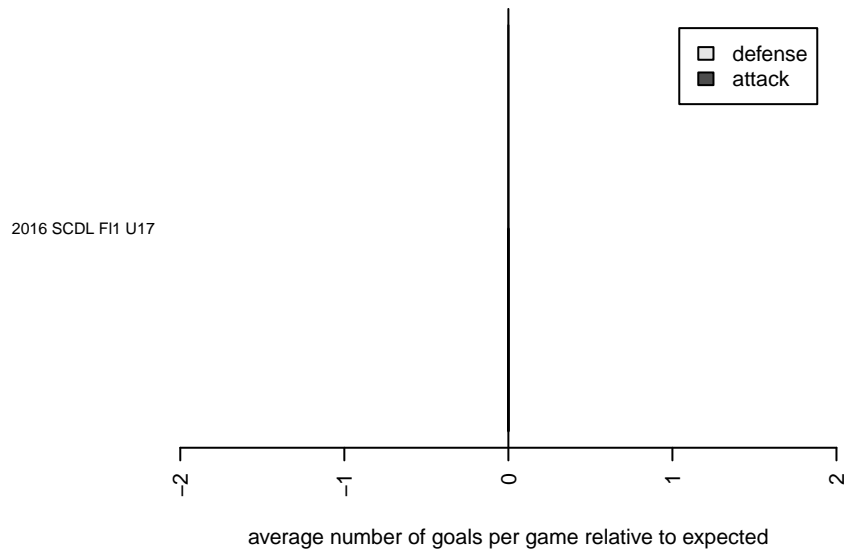
**attack and defense rating
relative to others at age
and all opponents in last 13 months**



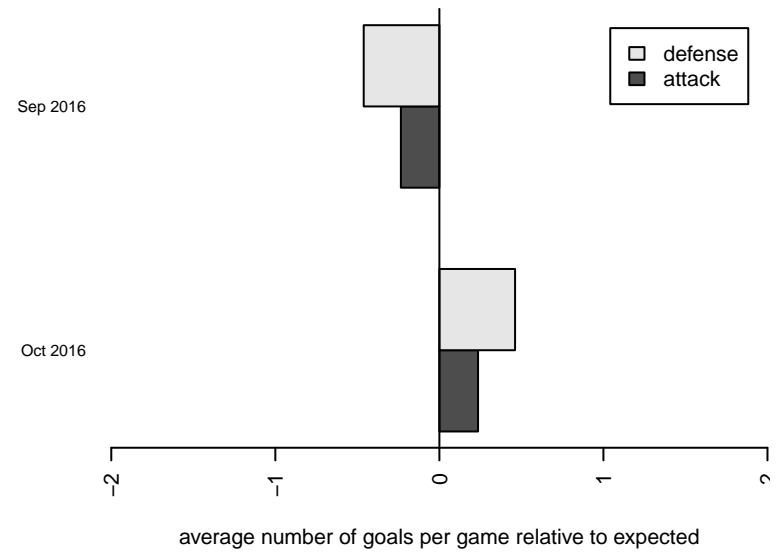
**attack and defense rating
relative to others at age
and all opponents in last 13 months**



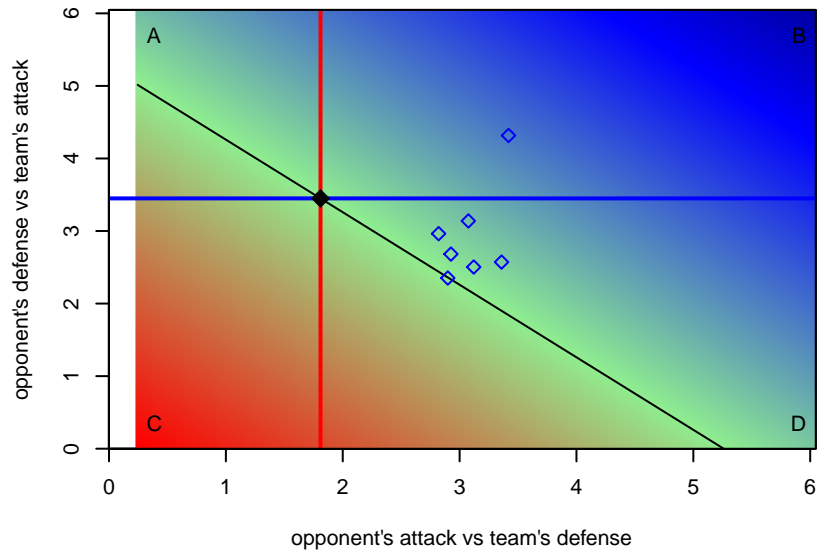
Performance relative to 13 month average



Performance relative to 13 month average



Distribution of opponents
 Red = Lose zone, Blue = Win zone, Green = Even
 Black line separates win/lose zones



lot. A=Neither has attack advantage, B=Opponent has both attack and defense advantage, C=Opponent has both attack and defense disadvantage, D=Both have

date	home		away		venue	pred.home	pred.away
2016-10-23	Strikers FC Mission Viego B00	4	Chelsea SC Blue B00	2	2016 SCDL FI1 U17	3.41	2.72
2016-10-16	Chelsea SC Blue B00	3	Temecula Valley Hawks B00	2	2016 SCDL FI1 U17	2.12	3.09
2016-10-09	Arsenal FC B00	1	Chelsea SC Blue B00	4	2016 SCDL FI1 U17	2.88	2.75
2016-10-08	CDA Slammers B00	1	Chelsea SC Blue B00	3	2016 SCDL FI1 U17	2.52	1.51
2016-10-02	Chelsea SC Blue B00	1	Strikers FC Mission Viego B00	5	2016 SCDL FI1 U17	2.72	3.41
2016-09-25	Murrieta Surf White B00	6	Chelsea SC Blue B00	2	2016 SCDL FI1 U17	3.62	1.40
2016-09-24	Chelsea SC Blue B00	3	Strikers FC North JL B00	4	2016 SCDL FI1 U17	2.37	4.70
2016-09-18	Chelsea SC Blue B00	0	Strikers FC North B00	4	2016 SCDL FI1 U17	0.53	6.39
2016-09-17	Temecula Valley Hawks B00	5	Chelsea SC Blue B00	0	2016 SCDL FI1 U17	3.09	2.12
2016-09-11	Chelsea SC Blue B00	3	Arsenal FC B00	4	2016 SCDL FI1 U17	2.75	2.88